



Search Competition... SEARCH



APR 12 2023



Swimming New Zealand



Hawkes Bay Region... Hawkes Bay, New Ze...

50m Butterfly Men Swi... Final

2023 Apollo Projects NZ Age Group Swimming Championsh...

Points Swimmers Files Scoreboard

Session 1 Wed   09:10 AM	Session 2 Wed   05:40 PM	Session 3 Thu   <b>LIVE</b>	Session 4 Thu   05:40 PM	Session 5 Fri   09:10 AM	Session 6 Fri   05:40 PM	Session 7 Sat   09:10 AM	Session 8 Sat   05:40 PM
-----------------------------	-----------------------------	--------------------------------	-----------------------------	-----------------------------	-----------------------------	-----------------------------	-----------------------------

Session 3   Thursday 09:10 AM		
10	09:10 AM	200m Freestyle Men Heat
103	09:30 AM	50m Freestyle Men Multi-C...
104	09:31 AM	50m Freestyle Women Mul...
11	09:33 AM	200m Breaststroke Men H...
12	09:53 AM	200m Breaststroke Wome...
13	10:08 AM	50m Freestyle Women Heat
14	10:16 AM	50m Butterfly Men Heat
105	10:33 AM	50m Butterfly Men Multi-C...
106	10:35 AM	50m Butterfly Women Mult...
15	10:37 AM	800m Freestyle Women Fi...
500	10:58 AM	50m Butterfly Men Swim O...

15 **800m Freestyle Women Final** Unofficial

[Entries](#)
[Summary](#)

1 <b>Final 1 (3)</b> <span style="float: right;">Official</span>							
heat Started at: 10:49 AM							
Lane	Competitor	Age	Club	RT	FINA	Rank	Result
0	<b>Meila Gwiaz...</b>	14	Stratf...	+0.78		7	<b>10:02.06</b> Entry: 9:57.66 (+ 4.40)
	50m: 34.19		100m: 1:11.92 (37.73)				
	150m: 1:50.07 (38.15)		200m: 2:28.46 (38.39)				
	250m: 3:06.72 (38.26)		300m: 3:45.47 (38.75)				
	350m: 4:23.57 (38.10)		400m: 5:02.37 (38.80)				
	450m: 5:40.76 (38.39)		500m: 6:18.93 (38.17)				
	550m: 6:56.58 (37.65)		600m: 7:34.61 (38.03)				
	650m: 8:12.08 (37.47)		700m: 8:49.79 (37.71)				
	750m: 9:26.56 (36.77)		800m: 10:02.06 (35.50)				
1	<b>Holly Nelson</b>	15	North...	+0.74		2	<b>9:44.24</b> Entry: 9:46.63 (- 2.39)
	50m: 33.41		100m: 1:09.79 (36.38)				
	150m: 1:46.60 (36.81)		200m: 2:23.68 (37.08)				
	250m: 3:00.84 (37.16)		300m: 3:38.10 (37.26)				
	350m: 4:14.79 (36.69)		400m: 4:51.85 (37.06)				
	450m: 5:28.62 (36.77)		500m: 6:05.92 (37.30)				
	550m: 6:42.82 (36.90)		600m: 7:20.10 (37.28)				
	650m: 7:56.81 (36.71)		700m: 8:33.78 (36.97)				
	750m: 9:09.25 (35.47)		800m: 9:44.24 (34.99)				
2	<b>Amelie Aust...</b>	16	St Pau...	+0.81		6	<b>9:56.37</b> Entry: 9:45.79 (+ 10.58)
	50m: 33.88		100m: 1:10.56 (36.68)				
	150m: 1:47.60 (37.04)		200m: 2:25.01 (37.41)				
	250m: 3:02.55 (37.54)		300m: 3:40.52 (37.97)				
	350m: 4:18.23 (37.71)		400m: 4:55.76 (37.53)				
	450m: 5:33.58 (37.82)		500m: 6:11.61 (38.03)				
	550m: 6:49.52 (37.91)		600m: 7:27.40 (37.88)				
	650m: 8:05.09 (37.69)		700m: 8:42.46 (37.37)				
	750m: 9:19.95 (37.49)		800m: 9:56.37 (36.42)				
3	<b>Arianna Rob...</b>	16	Evoluti...				<b>DNS</b>
4	<b>Catherine S...</b>	16	Pirate...	+0.74		3	<b>9:51.03</b> Entry: 9:40.92 (+ 10.11)
	50m: 32.49		100m: 1:08.42 (35.93)				
	150m: 1:44.88 (36.46)		200m: 2:21.76 (36.88)				
	250m: 2:58.61 (36.85)		300m: 3:35.59 (36.98)				
	350m: 4:12.96 (37.37)		400m: 4:50.14 (37.18)				
	450m: 5:28.01 (37.87)		500m: 6:05.82 (37.81)				
	550m: 6:43.30 (37.48)		600m: 7:21.26 (37.96)				
	650m: 7:59.42 (38.16)		700m: 8:37.66 (38.24)				
	750m: 9:14.80 (37.14)		800m: 9:51.03 (36.23)				
5	<b>Ariella Riley</b>	14	Hamil...	+0.79		3	<b>9:45.24</b> Entry: 9:41.88 (+ 3.36)
	50m: 33.01		100m: 1:09.33 (36.32)				
	150m: 1:46.31 (36.98)		200m: 2:23.30 (36.99)				

250m:	3:00.53 (37.23)	300m:	3:37.68 (37.15)
350m:	4:14.81 (37.13)	400m:	4:51.70 (36.89)
450m:	5:28.74 (37.04)	500m:	6:06.15 (37.41)
550m:	6:42.80 (36.65)	600m:	7:20.61 (37.81)
650m:	7:57.57 (36.96)	700m:	8:34.83 (37.26)
750m:	9:10.91 (36.08)	800m:	9:45.24 (34.33)

**6** **Grace Hend...** 16 **Aqua...** +0.74 **8** **10:06.53**  
Entry: 9:45.29 (+ 21.24)

50m:	32.94	100m:	1:09.31 (36.37)
150m:	1:46.72 (37.41)	200m:	2:25.37 (38.65)
250m:	3:03.35 (37.98)	300m:	3:41.97 (38.62)
350m:	4:19.95 (37.98)	400m:	4:59.00 (39.05)
450m:	5:37.66 (38.66)	500m:	6:15.95 (38.29)
550m:	6:55.00 (39.05)	600m:	7:34.21 (39.21)
650m:	8:12.21 (38.00)	700m:	8:50.58 (38.37)
750m:	9:28.44 (37.86)	800m:	10:06.53 (38.09)

**7** **Elizabeth Br...** 16 **Coast...** +0.69 **1** **9:38.93**  
Entry: 9:46.18 (- 7.25)

50m:	32.45	100m:	1:08.72 (36.27)
150m:	1:45.57 (36.85)	200m:	2:22.92 (37.35)
250m:	2:59.37 (36.45)	300m:	3:36.27 (36.90)
350m:	4:13.47 (37.20)	400m:	4:49.65 (36.18)
450m:	5:25.70 (36.05)	500m:	6:01.77 (36.07)
550m:	6:38.35 (36.58)	600m:	7:15.07 (36.72)
650m:	7:51.31 (36.24)	700m:	8:28.08 (36.77)
750m:	9:04.01 (35.93)	800m:	9:38.93 (34.92)

**8** **Kiri Yamaga...** 13 **Howic...** +0.72 **5** **9:51.67**  
Entry: 9:52.58 (- 0.91)

50m:	32.57	100m:	1:09.80 (37.23)
150m:	1:46.57 (36.77)	200m:	2:23.99 (37.42)
250m:	3:01.67 (37.68)	300m:	3:39.44 (37.77)
350m:	4:17.08 (37.64)	400m:	4:54.14 (37.06)
450m:	5:31.94 (37.80)	500m:	6:09.03 (37.09)
550m:	6:46.72 (37.69)	600m:	7:24.02 (37.30)
650m:	8:01.64 (37.62)	700m:	8:39.37 (37.73)
750m:	9:16.44 (37.07)	800m:	9:51.67 (35.23)

**9** **Marina Nadi...** 14 **Nga T...** +0.74 **9** **10:12.87**  
Entry: 9:59.82 (+ 13.05)

50m:	32.73	100m:	1:10.25 (37.52)
150m:	1:47.89 (37.64)	200m:	2:26.95 (39.06)
250m:	3:06.08 (39.13)	300m:	3:45.17 (39.09)
350m:	4:24.38 (39.21)	400m:	5:03.17 (38.79)
450m:	5:42.09 (38.92)	500m:	6:20.76 (38.67)
550m:	7:00.01 (39.25)	600m:	7:39.03 (39.02)
650m:	8:17.99 (38.96)	700m:	8:57.09 (39.10)
750m:	9:35.30 (38.21)	800m:	10:12.87 (37.57)

**2** **Final 2 (3)** Official  
heat Started at: 11:00 AM

Lane	Competitor	Age	Club	RT	FINA	Rank	Result
<b>0</b>	<b>Alexandra ...</b>	16	<b>Tasm...</b>	+0.74		<b>10</b>	<b>10:10.22</b> Entry: 9:39.68 (+ 30.54)
	50m:	32.91	100m:	1:08.86 (35.95)			
	150m:	1:45.88 (37.02)	200m:	2:23.90 (38.02)			
	250m:	3:02.42 (38.52)	300m:	3:40.78 (38.36)			
	350m:	4:19.18 (38.40)	400m:	4:57.91 (38.73)			
	450m:	5:37.03 (39.12)	500m:	6:16.11 (39.08)			
	550m:	6:55.56 (39.45)	600m:	7:34.65 (39.09)			
	650m:	8:13.99 (39.34)	700m:	8:53.27 (39.28)			
	750m:	9:32.29 (39.02)	800m:	10:10.22 (37.93)			

**1** **Nina De Cos...** 15 **St Pau...** +0.74 **1** **9:15.67**  
Entry: 9:35.55 (- 19.88)



50m:	30.87	100m:	1:05.54 (34.67)
150m:	1:40.50 (34.96)	200m:	2:15.75 (35.25)
250m:	2:50.30 (34.55)	300m:	3:25.95 (35.65)
350m:	4:01.40 (35.45)	400m:	4:36.98 (35.58)
450m:	5:11.90 (34.92)	500m:	5:47.36 (35.46)
550m:	6:22.76 (35.40)	600m:	6:58.28 (35.52)
650m:	7:33.00 (34.72)	700m:	8:08.42 (35.42)
750m:	8:42.68 (34.26)	800m:	9:15.67 (32.99)

**2** **Ava Wilson** 14 **Carter...** +0.77 **3** **9:25.09**  
Entry: 9:33.58 (- 8.49)


50m:	31.13	100m:	1:05.55 (34.42)
150m:	1:40.64 (35.09)	200m:	2:15.95 (35.31)
250m:	2:51.22 (35.27)	300m:	3:26.73 (35.51)
350m:	4:02.71 (35.98)	400m:	4:38.36 (35.65)
450m:	5:14.33 (35.97)	500m:	5:50.03 (35.70)
550m:	6:26.54 (36.51)	600m:	7:02.81 (36.27)
650m:	7:39.14 (36.33)	700m:	8:15.10 (35.96)
750m:	8:50.64 (35.54)	800m:	9:25.09 (34.45)

**3** **Emilia Finer** 18 **Neptu...** +0.73 **2** **9:16.90**  
Entry: 9:31.78 (- 14.88)


50m: 30.87 100m: 1:04.88 (34.01)  
150m: 1:39.89 (35.01) 200m: 2:15.03 (35.14)  
250m: 2:50.34 (35.31) 300m: 3:25.97 (35.63)  
350m: 4:01.62 (35.65) 400m: 4:37.30 (35.68)  
450m: 5:12.59 (35.29) 500m: 5:48.15 (35.56)  
550m: 6:23.54 (35.39) 600m: 6:58.84 (35.30)  
650m: 7:34.26 (35.42) 700m: 8:09.45 (35.19)  
750m: 8:44.03 (34.58) 800m: 9:16.90 (32.87)

4  **Lena Hambl...** 17  **Coast...** +0.71 4 **9:27.99**  
Entry: 9:30.09 (- 2.10)


50m: 31.74 100m: 1:06.67 (34.93)  
150m: 1:42.38 (35.71) 200m: 2:18.24 (35.86)  
250m: 2:54.08 (35.84) 300m: 3:30.13 (36.05)  
350m: 4:06.52 (36.39) 400m: 4:42.86 (36.34)  
450m: 5:18.90 (36.04) 500m: 5:54.99 (36.09)  
550m: 6:31.24 (36.25) 600m: 7:07.34 (36.10)  
650m: 7:43.10 (35.76) 700m: 8:19.29 (36.19)  
750m: 8:54.52 (35.23) 800m: 9:27.99 (33.47)

5  **Mae-Ying R...** 15 **Howic...** +0.84 9 **9:52.93**  
Entry: 9:31.56 (+ 21.37)


50m: 31.88 100m: 1:06.46 (34.58)  
150m: 1:41.73 (35.27) 200m: 2:18.10 (36.37)  
250m: 2:54.99 (36.89) 300m: 3:32.55 (37.56)  
350m: 4:10.51 (37.96) 400m: 4:48.65 (38.14)  
450m: 5:26.64 (37.99) 500m: 6:04.75 (38.11)  
550m: 6:43.30 (38.55) 600m: 7:21.36 (38.06)  
650m: 8:00.01 (38.65) 700m: 8:37.70 (37.69)  
750m: 9:16.12 (38.42) 800m: 9:52.93 (36.81)

6  **Sara James...** 16 **United...** +0.74 6 **9:43.02**  
Entry: 9:33.49 (+ 9.53)


50m: 31.88 100m: 1:07.59 (35.71)  
150m: 1:43.58 (35.99) 200m: 2:19.57 (35.99)  
250m: 2:55.72 (36.15) 300m: 3:32.53 (36.81)  
350m: 4:09.63 (37.10) 400m: 4:46.80 (37.17)  
450m: 5:23.44 (36.64) 500m: 6:01.94 (38.50)  
550m: 6:39.40 (37.46) 600m: 7:17.26 (37.86)  
650m: 7:54.40 (37.14) 700m: 8:29.41 (35.01)  
750m: 9:07.07 (37.66) 800m: 9:43.02 (35.95)

7  **Amelia Black** 17 **Waverl...** +0.79 8 **9:46.48**  
Entry: 9:33.94 (+ 12.54)

50m: 31.43 100m: 1:06.11 (34.68)  
150m: 1:42.15 (36.04) 200m: 2:18.91 (36.76)  
250m: 2:55.54 (36.63) 300m: 3:32.86 (37.32)  
350m: 4:09.53 (36.67) 400m: 4:46.98 (37.45)  
450m: 5:23.67 (36.69) 500m: 6:01.27 (37.60)  
550m: 6:38.85 (37.58) 600m: 7:16.65 (37.80)  
650m: 7:54.06 (37.41) 700m: 8:32.15 (38.09)  
750m: 9:09.85 (37.70) 800m: 9:46.48 (36.63)

8  **Michaela B...** 17 **Howic...** +0.73 5 **9:38.11**  
Entry: 9:36.94 (+ 1.17)

50m: 32.19 100m: 1:07.61 (35.42)  
150m: 1:44.02 (36.41) 200m: 2:20.76 (36.74)  
250m: 2:57.25 (36.49) 300m: 3:34.13 (36.88)  
350m: 4:10.70 (36.57) 400m: 4:47.62 (36.92)  
450m: 5:23.71 (36.09) 500m: 6:00.56 (36.85)  
550m: 6:37.29 (36.73) 600m: 7:14.60 (37.31)  
650m: 7:50.81 (36.21) 700m: 8:27.37 (36.56)  
750m: 9:03.06 (35.69) 800m: 9:38.11 (35.05)

9  **Olivia Bates** 15 **Howic...** +0.75 7 **9:44.74**  
Entry: 9:40.65 (+ 4.09)

50m: 33.05 100m: 1:09.48 (36.43)  
150m: 1:46.21 (36.73) 200m: 2:22.85 (36.64)  
250m: 2:59.48 (36.63) 300m: 3:36.00 (36.52)  
350m: 4:13.05 (37.05) 400m: 4:50.04 (36.99)  
450m: 5:27.10 (37.06) 500m: 6:04.18 (37.08)  
550m: 6:41.36 (37.18) 600m: 7:18.52 (37.16)  
650m: 7:55.39 (36.87) 700m: 8:32.59 (37.20)  
750m: 9:09.11 (36.52) 800m: 9:44.74 (35.63)